



WELTKLASSE-LEICHTATHLETIK
IM OLYMPIASTADION
AM 1. SEPTEMBER 2024

RESULTS



Result lists

100m Men

Start Time: 17:10

Wind: 0.0 m/s

Rank	Name	Club	Nat	Date of Birth	Lane	Reaction time	Result
1	LINDSEY Courtney		USA	18 NOV 1998	7	0.150	9.99 SB
2	SIMBINE Akani		RSA	21 SEP 1993	4	0.137	10.00
3	ESEME Emmanuel		CMR	17 AUG 1993	3	0.169	10.11
4	BLAKE Jerome		CAN	18 AUG 1995	2	0.163	10.14
5	HARTMANN Joshua	ASV Köln e. V.	GER	9 JUN 1999	5	0.136	10.16
6	BROWN Aaron		CAN	27 MAY 1992	8	0.133	10.18
7	ANSAH-PEPRAH Lucas	Hamburger SV	GER	16 JAN 2000	1	0.145	10.24
8	BAKER Ronnie		USA	15 OCT 1993	6	0.138	10.26
9	ALMAS Deniz	VfL Wolfsburg	GER	17 JUL 1997	9	0.151	10.36

400m Men

Start Time: 16:15

Rank	Name	Club	Nat	Date of Birth	Lane	Reaction time	Result
1	BREDAU Jean Paul	SC Potsdam	GER	27 JUN 1999	4	0.131	45.04
2	BARNES Zandrion		JAM	17 AUG 2001	5	0.163	45.47
3	HAYDOCK-WILSON Alex		GBR	28 JUL 1999	6	0.147	45.60
4	KLEIN IKKINK Isaya		NED	13 MAY 2003	2	0.166	45.83
5	SANDERS Manuel	LG Olympia Dortmund	GER	3 APR 1998	7	0.180	45.96
6	MABILLE Florent		BEL	27 OCT 1996	1	0.143	46.24
7	ACETI Vladimir		ITA	16 OCT 1998	8	0.190	46.27
8	KOCH Marc	LG Nord Berlin	GER	24 MAY 1994	3	0.161	46.59

1 Mile Men

Rudi-THIEL-Mile U18

Start Time: 14:58

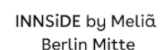
Rank	Name	Club	Nat	Date of Birth	Order	Result
1	ØYEN Magnus		NOR	26 APR 2007	12	4:09.76
2	FØRDE Åsmund Sunde		NOR	11 JAN 2007	11	4:11.18
3	CAVAZZUTI Luca		ITA	5 MAR 2008	7	4:13.03
4	WACHTELAER Tijl		BEL	2007	10	4:13.62
5	HOYER Piet	LG Offenburg	GER	2007	5	4:17.44
6	THØGERSEN William		DEN	6 APR 2008	6	4:17.90
7	REWIJK Rink		NED	2007	9	4:18.05
8	HENSGEN Abie	LC Rehlingen	GER	2007	4	4:18.54
9	SERAFINI Riccardo		ITA	20 DEC 2007	8	4:21.78
10	NOWOTNICK Emil	SV electronic Hohen Neuendorf	GER	2007	1	4:38.90
11	GRUNWALD Jannis Matheo	Berliner SV 1892	GER	2008	3	4:48.98
	DINGES Felix	TV Waldstraße Wiesbaden	GER	2007	2	DNF
	LITWIAKOW Logan (PM)	TV Trebur	GER	2007	13	DNF

Intermediate times: 400m 1:01.09 LITWIAKOW Logan (GER)
800m 2:04.54 LITWIAKOW Logan (GER)
1200m 3:08.30 FØRDE Åsmund Sunde (NOR)

Internet: www.istaf.de

Page 1 of 12

printed at SUN 1 SEP 2024 17:57



Result lists

110m Hurdles Men

Start Time: 15:35

Wind: +0.1 m/s

Rank	Name	Club	Nat	Date of Birth	Lane	Reaction time	Result
1	HOLLOWAY Grant		USA	19 NOV 1997	4	0.137	13.14
2	MURATAKE Rachid		JPN	6 FEB 2002	6	0.115	13.21
3	McLEOD Omar		JAM	25 APR 1994	7	0.145	13.28
4	CRITTENDEN Freddie		USA	3 AUG 1994	5	0.142	13.53
5	IRIBARNE Roger V.		CUB	2 JAN 1996	8	0.168	13.55
6	MORDI Manuel	Hamburger SV	GER	15 AUG 2003	2	0.144	13.57
7	KOSTER Timme		NED	12 DEC 2002	1	0.144	13.71
8	DICKSON Michael		USA	25 JAN 1997	3	0.164	13.98
9	VOLZER Stefan		GER	16 AUG 2000	9	0.170	14.19

400m Hurdles Men

Start Time: 15:50

Rank	Name	Club	Nat	Date of Birth	Lane	Reaction time	Result
1	AGYEKUM Emil	SCC Berlin	GER	22 MAY 1999	7	0.179	48.21 PB
2	BASSITT Trevor		USA	26 FEB 1998	5	0.187	49.00
3	KNIBBS Alex		GBR	26 APR 1999	8	0.149	49.18
4	ABUAKU Joshua	Eintracht Frankfurt e.V.	GER	7 JUL 1996	4	0.162	49.33
5	FISCHER-BREIHZOWE Owe	Schweriner SC	GER	5 MAY 2004	1	0.143	50.18
6	HAPPIO Wilfried		FRA	22 SEP 1998	6	0.135	50.39
7	BRAND Dany		SUI	23 FEB 1996	3	0.168	50.66
8	CAMPBELL Luke	Sprintteam Wetzlar	GER	22 NOV 1994	2	0.125	50.83

Pole Vault Men

Start Time: 15:15

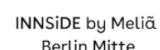
Rank	Name	Club	Nat	Date of Birth	Order	Result
1	KENDRICKS Sam		USA	7 SEP 1992	10	6.01 SB
2	VLOON Menno		NED	11 MAY 1994	6	5.92 SB
3	LITA BAEHRE Bo Kanda	ART Düsseldorf	GER	29 APR 1999	4	5.82 SB
4	BLECH Torben	TSV Bayer o4 Leverkusen	GER	12 FEB 1995	1	5.72
4	NILSEN Chris		USA	13 JAN 1998	9	5.72
6	ZERNIKEL Oleg	ASV Landau	GER	16 APR 1995	5	5.62
7	MILLER Austin		USA	1 JUN 1994	8	5.62
7	SASMA Ersu		TUR	30 SEP 1999	7	5.62
9	EMIG Robin		FRA	6 JUN 2001	3	5.62
	LAVILLENIE Renaud		FRA	18 SEP 1986	2	NM

	5.42	5.62	5.72	5.82	5.92	6.01	6.08
1	KENDRICKS S	o	o	-	o	-	o
2	VLOON M	o	o	xo	o	xo	xxx
3	LITA BAEHRE BK	o	o	o	o	xxx	xxx
4	BLECH T	o	o	xo	xxx		
4	NILSEN C	o	o	xo	xxx		
6	ZERNIKEL O	o	o	-	xxx		
7	MILLER A	o	xo	xxx			
7	SASMA E	-	xo	-	xxx		

Internet: www.istaf.de

Page 2 of 12

printed at SUN 1 SEP 2024 17:57



Result lists

9 EMIG R xxo xo xxx
LAVILLENIE R xxx

Javelin Throw Men

Start Time: 16:10

Rank	Name	Club	Nat	Date of Birth	Order	Result
1	WEBER Julian	USC Mainz	GER	29 AUG 1994	9	88.64 SB
2	DEAN Genki		JPN	30 DEC 1991	6	82.87
3	MRZYGLÓD Cyprian		POL	2 FEB 1998	5	80.15
4	WEGNER Dawid		POL	23 APR 2000	4	79.65
5	MARDARE Andrian		MDA	20 JUN 1995	8	78.11
6	HERMAN Timothy		BEL	19 OCT 1990	3	77.61
7	NOVAC Alexandru		ROU	24 MAR 1997	7	75.92
8	ŠTROBINDERS Rolands		LAT	14 APR 1992	1	72.30
9	KUBINEC Jakub		SVK	18 MAY 1998	2	72.17

	1	2	3	4	5	6
1	WEBER J 88.64	84.45	87.17	84.89	86.19	87.06
2	DEAN G 74.52	78.76	82.87	-	-	78.06
3	MRZYGLÓD C 74.34	75.43	74.96	73.98	78.64	80.15
4	WEGNER D 73.67	76.84	76.60	75.08	74.53	79.65
5	MARDARE A 77.22	76.17	77.14	x	76.03	78.11
6	HERMAN T 75.45	77.61	x	x	x	73.94
7	NOVAC A x	72.18	x	75.92	73.66	x
8	ŠTROBINDERS R x	72.30	71.15	71.78	x	-
9	KUBINEC J x	x	72.17			

50m Boys 2014

Start Time: 13:35

Rank	Name	Club	Nat	Date of Birth	Lane	Result
1	CAKAJ Arber	Hugo-Heimann-Grundschule	GER	2014	2	7.97
2	ZAKHARCHUK Nikita	Peter-Härtling-Grundschule	GER	2014	6	8.10
3	DAHMS Joel	Schule am Sandsteinweg	GER	2014	4	8.14
4	ALIC Armin	Mary-Poppins-Grundschule	GER	2014	7	8.31
5	van den BRAND Emil	Grundschule am Wilhelmsberg	GER	2014	3	8.56
6	ERISO Daniel	Grundschule am Wilhelmsberg	GER	2014	1	9.00
	MASKOW Kilian	Mary-Poppins-Grundschule	GER	2014	5	DNS

Result lists

50m Boys 2013

Start Time: 13:45

Rank	Name	Club	Nat	Date of Birth	Lane	Result
1	LOOPER Noel	Schule am Sandsteinweg	GER	2013	3	7.42
2	FITIO Juliano	Grundschule am Ritterfeld	GER	2013	4	7.45
3	JOHN Nepomuk	Uhlenhorster-Grundschule	GER	2013	6	7.51
4	ROTHBART Fridolin	Gustav-Dreyer-Schule	GER	2013	7	7.63
5	STEHR Paul Jonah	Schule an der Victoriastadt	GER	2013	8	7.70
6	ELSNER Niklas	Schule am Sandsteinweg	GER	2013	2	7.88
	KARIMI Amir Ali	Eduard-Mörke-Grundschule	GER	2013	5	DNS
	OMOKHODION Ofure	Eduard-Mörke-Grundschule	GER	2013	1	DNS

100m Women

Start Time: 17:20

Wind: +1.0 m/s

Rank	Name	Club	Nat	Date of Birth	Lane	Reaction time	Result
1	LÜCKENKEMPER Gina	SCC Berlin	GER	21 NOV 1996	4	0.185	10.93 PB
2	PRANDINI Jenna		USA	20 NOV 1992	5	0.152	11.09
3	JOSEPH Gemima		FRA	17 OCT 2001	6	0.133	11.18
4	MAYER Lisa	Sprintteam Wetzlar	GER	2 MAY 1996	2	0.129	11.19 =SB
5	TAKÁCS Boglárka		HUN	28 AUG 2001	9	0.130	11.22
6	ROSIUS Rani		BEL	25 APR 2000	8	0.151	11.25
7	KWAYIE Lisa Marie	Neuköllner SF	GER	27 OCT 1996	1	0.155	11.27
8	KORA Salomé		SUI	8 JUN 1994	3	0.140	11.30
9	HAASE Rebekka	Sprintteam Wetzlar	GER	2 JAN 1993	7	0.139	11.39

400m Women

Start Time: 16:05

Rank	Name	Club	Nat	Date of Birth	Lane	Reaction time	Result
1	BULMAHN Luna	VfL Wolfsburg	GER	26 NOV 1999	6	0.150	51.85
2	de WITTE Lisanne		NED	10 SEP 1992	4	0.169	52.21
3	DEMES Eileen	TV 1861 Neu-Isenburg	GER	13 OCT 1997	5	0.137	52.26
4	SCHIER Skadi	SCC Berlin	GER	25 MAR 2000	3	0.181	52.37
5	MAYER Mona	LG TELIS FINANZ Regensburg	GER	13 SEP 2001	2	0.126	52.96
6	LEDECKÁ Daniela		SVK	4 NOV 1996	8	0.147	53.28
7	NIEDERBERGER Julia		SUI	17 JAN 2000	7	0.148	53.39
8	MITANOVÁ Karolína		CZE	15 NOV 2004	1	0.179	54.38

Result lists

600m Women

Start Time: 16:25

Rank	Name	Club	Nat	Date of Birth	Lane	Result
1	MORAA Mary		KEN	2000	5	1:21.63 WBP
2	MALONEY Shafiqua		VIN	1999	7	1:22.98 PB
3	SCHMIDT Alica	SCC Berlin	GER	1998	2	1:24.88
4	JEPKOSGEI Nelly		BRN	1991	4	1:24.94
5	KIPROTICH Vivian Chebet		KEN	7 JAN 1996	8	1:25.42
6	HERING Christina	LG Stadtwerke München	GER	1994	3	1:26.17
7	BISSET Catriona		AUS	1994	6	1:26.68

2000m Steeplechase Women

Start Time: 16:55

Rank	Name	Club	Nat	Date of Birth	Order	Result
1	KRAUSE Gesa Felicitas	Silvesterlauf Trier	GER	3 AUG 1992	11	5:56.71 WL
2	GÜRTH Olivia	Silvesterlauf Trier	GER	31 MAY 2002	9	6:00.50 PB
3	KRÓLIK Kinga		POL	26 SEP 1999	5	6:09.62
4	RENOUARD Flavie		FRA	10 SEP 2000	10	6:11.09 PB
5	BAKKER Veerle		NED	29 SEP 1997	1	6:13.19 PB
6	COHEN Adva		ISR	24 MAR 1996	7	6:13.28 PB
7	FETHERSTONHAUGH Grace		CAN	13 OCT 2000	6	6:13.68 PB
8	CHAUDHARY Parul		IND	15 APR 1995	8	6:14.38 PB
9	EROL Sümeyye		TUR	15 JUN 1997	4	6:14.86 PB
10	MAASIK Laura		EST	5 OCT 1993	2	6:17.07 NR PB
11	TEK Ruken		TUR	1 MAY 2001	3	6:35.40
	CHORZEPA Agnieszka (PM)		POL	14 JAN 2001	12	DNF

Intermediate times:: 1000m 2:59.42 GÜRTH Olivia (GER)

100m Hurdles Women

Start Time: 15:20

Wind: +1.2 m/s

Rank	Name	Club	Nat	Date of Birth	Lane	Reaction time	Result
1	THOMPSON Yanique		JAM	12 MAR 1996	6	0.126	12.73
2	ANDERSON Britany		JAM	3 JAN 2001	4	0.155	12.89
3	MEIER Marlene	TSV Bayer o4 Leverkusen	GER	7 MAR 2002	2	0.151	12.93 PB
4	ANDRESEN Lovise Skarbøvik		NOR	17 JAN 2004	1	0.140	12.97
5	FORSTER Viktória		SVK	8 APR 2002	7	0.130	13.01
6	CARMASSI Giada		ITA	15 MAY 1994	3	0.178	13.11
7	WEBSTER Alexandra		USA	24 MAR 2002	5	0.167	13.20
8	von JACKOWSKI Selina	SG Walldorf Astoria 1902	SUI	10 DEC 1997	8	0.134	13.56
	HAMMERSCHMIDT Vanessa		GER	28 SEP 1998	9	0.133	DNF

Result lists

Long Jump Women

Start Time: 15:45

Rank	Name	Club	Nat	Date of Birth	Order	Result
1	KÄLIN Annik		SUI	27 APR 2000	7	6.65
2	STAVENOW Malin	Eintracht Frankfurt e.V.	GER	2 SEP 2001	6	6.64 PB
3	BUDER Libby	TSG Bergedorf	GER	11 FEB 2004	3	6.47 =PB
4	BANHIDI-FARKAS Petra Beáta		HUN	30 APR 1999	5	6.37
5	KIENAST Lucie	Eintracht Frankfurt e.V.	GER	1 JUN 2001	4	6.27
6	ATTERMEYER Samira	LG Olympia Dortmund	GER	4 JAN 2004	1	6.13
7	GRÜNWALD Ingeborg		AUT	21 MAY 2001	2	6.10
8	BURKS Quanesha		USA	15 MAR 1995	8	6.04

	1	2	3	4	5	6	
1	KÄLIN A	x (-1.0)	x (+1.1)	x (+0.6)	6.39 (+1.0)	x (+0.4)	6.65 (+0.7)
2	STAVENOW M	4.90 (+1.3)	6.41 (-0.4)	6.45 (+0.6)	6.45 (+0.9)	x (+1.2)	6.64 (+0.4)
3	BUDER L	x (+0.9)	x (-0.3)	6.27 (+0.4)	6.00 (+0.6)	6.47 (+0.1)	x (+0.7)
4	BANHIDI-FARKAS PB6.35	(+0.9)	x (+0.7)	x (+0.8)	x (+1.3)	x (-0.3)	6.37 (+1.1)
5	KIENAST L	6.24 (+0.7)	6.27 (+0.3)	5.98 (0.0)	5.99 (+1.5)	x (+0.8)	x (+0.4)
6	ATTERMEYER S	5.97 (+0.1)	5.95 (+1.2)	5.86 (0.0)	x (-0.2)	6.13 (+0.1)	6.03 (+0.5)
7	GRÜNWALD I	x (+0.4)	6.10 (-0.1)	6.04 (+0.4)	6.01 (-0.3)	6.06 (+0.4)	x (+1.3)
8	BURKS Q	x (+0.4)	x (+0.5)	5.88 (+0.9)	6.00 (+0.7)	6.04 (+0.3)	x (0.0)

Shot Put Women

Start Time: 15:05

Rank	Name	Club	Nat	Date of Birth	Order	Result
1	SCHILDER Jessica		NED	19 MAR 1999	7	19.70
2	OGUNLEYE Yemisi	MTG Mannheim	GER	3 OCT 1998	8	18.65
3	THOMAS-DODD Danniell		JAM	11 NOV 1992	6	18.35
4	ROOS Fanny		SWE	2 JAN 1995	4	18.14
5	KENZEL Alina	VfB Stuttgart 1893	GER	10 AUG 1997	2	18.13
6	MAISCH Katharina	LV 90 Erzgebirge	GER	12 JUN 1997	3	17.87
7	EWEN Maggie		USA	23 SEP 1994	5	17.74
8	van KLINKEN Jorinde		NED	2 FEB 2000	1	17.03

	1	2	3	4	5	6	
1	SCHILDER J	x	18.82	x	18.29	19.07	19.70
2	OGUNLEYE Y	18.25	x	18.65	x	18.35	x
3	THOMAS-DODD D	x	18.35	x	18.15	x	x
4	ROOS F	17.97	x	x	17.59	x	18.14
5	KENZEL A	18.08	x	x	18.13	18.05	17.95
6	MAISCH K	17.87	x	17.45	x	x	x
7	EWEN M	16.77	17.74	17.69	x	x	17.50
8	van KLINKEN J	16.26	17.03	x	x	x	16.99

Result lists

Discus Throw Women

Start Time: 12:58

Rank	Name	Club	Nat	Date of Birth	Order	Result
1	PUDENZ Kristin	SC Potsdam	GER	9 FEB 1993	7	64.14
2	STEINACKER Marike	TSV Bayer o4 Leverkusen	GER	3 APR 1992	9	63.24
3	KAMGA Vanessa		SWE	19 NOV 1998	6	63.14
4	van KLINKEN Jorinde		NED	2 FEB 2000	8	62.46
5	ROBERT-MICHON Méline		FRA	18 JUL 1979	2	59.67
6	VITA Claudine	SC Neubrandenburg	GER	19 SEP 1996	5	59.64
7	HARTING Julia	SC Neubrandenburg	GER	1 APR 1990	3	58.69
8	OSAKUE Daisy		ITA	16 JAN 1996	1	58.69
	CRAFT Shanice	SV Halle	GER	15 MAY 1993	4	DNS

	1	2	3	4	5	6
1	PUDENZ K 60.34	x	x	x	x	64.14
2	STEINACKER M x	61.56	63.24	62.45	x	57.16
3	KAMGA V 56.26	60.97	x	61.74	63.14	x
4	van KLINKEN J 56.71	x	61.04	62.46	60.72	x
5	ROBERT-MICHON M x	56.43	59.67	57.60	x	x
6	VITA C 57.63	59.64	x	x	x	-
7	HARTING J x	58.69	x	58.56	57.24	x
8	OSAKUE D 58.27	x	x	58.69	x	x
	CRAFT S					

50m Girls 2014

Start Time: 13:30

Rank	Name	Club	Nat	Date of Birth	Lane	Result
1	KIM Sumi	Grundschule am Ritterfeld	GER	2014	5	7.91
2	SCHWARZER Hannah	Mary-Poppins-Grundschule	GER	2014	4	7.94
3	GÄDE Melina	Schule an der Wuhlheide	GER	2014	3	8.05
4	LANGER Ava	Schliemann-Schule	GER	2014	7	8.31 (.307)
5	ZITKA Clara	Süd-Grundschule	GER	2014	8	8.31 (.307)
6	GROW Bianka	Schule am Birkenhof	GER	2014	1	8.41
7	MOURA-SCHMID Gloria	Hans-Fallada-Schule	GER	2014	2	8.45
8	LEßMANN Madeleine	Obersee-Schule	GER	2014	6	8.53

50m Girls 2013

Start Time: 13:40

Rank	Name	Club	Nat	Date of Birth	Lane	Result
1	EROGLU Melis Elif	Rose-Oehmichen-Grundschule	GER	2013	5	7.30
2	KARATHANASSIS Demetria	Athene-Grundschule	GER	2013	4	7.61
3	WOLFF Malina	Michael-Ende-Schule	GER	2013	7	7.67
4	RÜHL Anna-Lena	Schule am Birkenhof	GER	2013	2	7.68
5	AIGBEKAEN Eloghosa	Peter-Härtling-Grundschule	GER	2013	3	7.77
6	DJI Amayelle	Evangelische Schule Steglitz	GER	2013	6	7.84
7	ODUMOSU Faridat	Grundschule am Wilhelmsberg	GER	2013	8	7.85
8	WISNIEWSKI Elissa	Wetzlar-Grundschule	GER	2013	1	7.86

Result lists

100m Wheelchair Mixed

Start Time: 14:20

Wind: +0.9 m/s

Rank	Name	Club	Nat	Date of Birth	Lane	Result
1	JØRGENSEN Freya	Vejke IF	DEN	2007	7	17.83
2	ABDULLE Anissa	JADAR IL	NOR	2005	3	18.60
3	SEIDEL Jakob	LBRS - Leipzig	GER	2004	5	19.18
4	THOME Lea	PSC - Berlin	GER	2000	9	19.49
5	GEBELE Xaver	Annettes Turnverein Würzburg	GER	2012	1	22.92 PB



Result lists

16x50m School Relay

Round 1

Start Time: 12:45

Rank	Nat	Nation	Lane	Result	
1	GER	Zeppelin-Grundschule Potsdam	6	2:00.43	q
2	GER	Grundschule am Ritterfeld	3	2:01.75	q
3	GER	LDVC Grundschule Nauen	6	2:03.49	q
4	GER	Mary-Poppins-Grundschule	2	2:04.35	q
5	GER	Kolibri-Grundschule	4	2:05.53	q
6	GER	Grundschule Trebbin	5	2:06.03	q
7	GER	Gustav-Dreyer-Schule	4	2:07.06	q
8	GER	Uhlenhorst-Grundschule	7	2:07.22	q
9	GER	Gerhard-Großmann-Grundschule	4	2:07.67	
10	GER	Grundschule Bergholz-Rehbrücke	6	2:07.74	
11	GER	Bruno-H.-Bürgel-Grundschule	8	2:08.04	
12	GER	Schliemann-Grundschule	5	2:08.14	
13	GER	Nashorn-Grundschule Vehlefan	3	2:08.47	
14	GER	Grundschule im Gutspark	7	2:09.51	
15	GER	Goethe Grundschule Neuenhagen	2	2:09.92	
16	GER	Hermann-Sander-Schule	8	2:10.94	
17	GER	Obersee-Grundschule	6	2:12.06	
18	GER	Geschwister-Scholl-Grundschule	1	2:12.19	
19	GER	Bötzow-Grundschule	1	2:13.35	
20	GER	Müggelsee-Schule	3	2:14.49	
21	GER	Peter-Härtling-Grundschule	5	2:14.76	
22	GER	Schule am Sandsteinweg	8	2:15.13	
23	GER	Grundschule an der Marie	2	2:15.24	
24	GER	Süd-Grundschule	8	2:15.55	
25	GER	Grundschule am Wilhelmsberg	5	2:16.44	
26	GER	Lindenschule Jüterbog	7	2:16.63	
27	GER	Hoffmann-von-Fallerleben-GS	7	2:16.93	
28	GER	Alt-Lankwitzer Grundschule	3	2:17.57	
29	GER	Evangelische Schule Pankow	4	2:18.44	
30	GER	Schule am Birkenhof	1	2:19.20	

Result lists

16x50m School Relay

Round 1 Heat 1

Start Time: 12:45

Rank	Nat	Nation	Lane	Result	
1	GER	LDVC Grundschule Nauen	6	2:03.49	q
2	GER	Kolibri-Grundschule	4	2:05.53	q
3	GER	Goethe Grundschule Neuenhagen	2	2:09.92	
4	GER	Bötzow-Grundschule	1	2:13.35	
5	GER	Peter-Härtling-Grundschule	5	2:14.76	
6	GER	Süd-Grundschule	8	2:15.55	
7	GER	Lindenschule Jüterbog	7	2:16.63	
8	GER	Alt-Lankwitzer Grundschule	3	2:17.57	

16x50m School Relay

Round 1 Heat 2

Start Time: 12:55

Rank	Nat	Nation	Lane	Result	
1	GER	Mary-Poppins-Grundschule	2	2:04.35	q
2	GER	Grundschule Bergholz-Rehbrücke	6	2:07.74	
3	GER	Bruno-H.-Bürgel-Grundschule	8	2:08.04	
4	GER	Schliemann-Grundschule	5	2:08.14	
5	GER	Nashorn-Grundschule Vehlefan	3	2:08.47	
6	GER	Grundschule im Gutspark	7	2:09.51	
7	GER	Geschwister-Scholl-Grundschule	1	2:12.19	
8	GER	Evangelische Schule Pankow	4	2:18.44	

Result lists

16x50m School Relay

Round 1 Heat 3

Start Time: 13:05

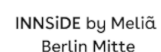
Rank	Nat	Nation	Lane	Result	
1	GER	Zeppelin-Grundschule Potsdam	6	2:00.43	q
2	GER	Grundschule am Ritterfeld	3	2:01.75	q
3	GER	Gerhard-Großmann-Grundschule	4	2:07.67	
4	GER	Schule am Sandsteinweg	8	2:15.13	
5	GER	Grundschule am Wilhelmsberg	5	2:16.44	
6	GER	Hoffmann-von-Fallersleben-GS	7	2:16.93	
7	GER	Schule am Birkenhof	1	2:19.20	

16x50m School Relay

Round 1 Heat 4

Start Time: 13:15

Rank	Nat	Nation	Lane	Result	
1	GER	Grundschule Trebbin	5	2:06.03	q
2	GER	Gustav-Dreyer-Schule	4	2:07.06	q
3	GER	Uhlenhorst-Grundschule	7	2:07.22	q
4	GER	Hermann-Sander-Schule	8	2:10.94	
5	GER	Obersee-Grundschule	6	2:12.06	
6	GER	Müggelsee-Schule	3	2:14.49	
7	GER	Grundschule an der Marie	2	2:15.24	



Result lists

16x50m School Relay

Final

Start Time: 14:35

Rank	Nat	Nation	Lane	Reaction time	Result
1	GER	Zeppelin-Grundschule Potsdam	7	0.153	2:01.38
2	GER	LDVC Grundschule Nauen	6	0.163	2:02.25
3	GER	Grundschule am Ritterfeld	4	0.140	2:05.14
4	GER	Uhlenhorst-Grundschule	1	0.162	2:05.17
5	GER	Grundschule Trebbin	8	0.135	2:06.65
6	GER	Gustav-Dreyer-Schule	2	0.161	2:06.84
7	GER	Kolibri-Grundschule	3	0.313	2:07.48
8	GER	Mary-Poppins-Grundschule	5	0.161	2:07.70

Legend
=PB Equal Personal Best **=SB** Equal Season Best **NR** National Record **PB** Personal Best
PM Pacemaker **SB** Season Best **WBP** World Best Performance **WL** World Lead

Internet: www.istaf.de

Page 12 of 12

printed at SUN 1 SEP 2024 17:57

Result lists

Triathlon 100m

Start Time: 13:55

Wind: 0.0 m/s

Rank	Name	Club	Nat	Date of Birth	Lane	Reaction time	Result	Points (Points)
1	EITEL Manuel	SSV Ulm 1846	GER	28 JAN 1997	6	0.153	10.51	973 (973) SB
2	NEUGEBAUER Leo	VfB Stuttgart 1893	GER	19 JUN 2000	3	0.102	10.77	912 (912)
3	HUBER Andrin		SUI	27 JUN 2004	5	0.137	10.88	888 (888)
4	BASTIEN Teo		FRA	3 OCT 2002	2	0.160	10.99	863 (863)
5	BECKERS Nico	Track&Field Tigers	GER	3 MAR 1994	9	0.166	11.05	850 (850) SB
6	MEYER Marcel	Hannover 96	GER	1 JAN 2001	1	0.170	11.15	827 (827)
7	DESTER Dario		ITA	22 JUL 2000	4	0.138	11.15	827 (827)
8	de CARVALHO Kelmen	LG Steinlach-Zollern	GER	24 NOV 2002	7	0.142	11.26	804 (804)
9	KAUL Niklas	USC Mainz	GER	11 FEB 1998	8	0.155	11.46	761 (761)

Triathlon Discus Throw

Start Time: 14:55

Rank	Name	Club	Nat	Date of Birth	Order	Result	Points (Points)
1	NEUGEBAUER Leo	VfB Stuttgart 1893	GER	19 JUN 2000	9	53.13	936 (1848)
2	de CARVALHO Kelmen	LG Steinlach-Zollern	GER	24 NOV 2002	7	48.61	841 (1645)
3	KAUL Niklas	USC Mainz	GER	11 FEB 1998	8	43.96	745 (1506)
4	MEYER Marcel	Hannover 96	GER	1 JAN 2001	4	42.99	726 (1553)
5	EITEL Manuel	SSV Ulm 1846	GER	28 JAN 1997	6	42.88	723 (1696)
6	BASTIEN Teo		FRA	3 OCT 2002	5	42.80	722 (1585)
7	BECKERS Nico	Track&Field Tigers	GER	3 MAR 1994	3	42.38	713 (1563)
8	HUBER Andrin		SUI	27 JUN 2004	1	42.26	711 (1599)
9	DESTER Dario		ITA	22 JUL 2000	2	40.94	684 (1511)

Result lists

Discus Throw (cont.)

Discus Throw	1	2	3
1	NEUGEBAUER L x	53.13	49.80
2	de CARVALHO K 43.88	48.61	x
3	KAUL N 42.01	43.96	x
4	MEYER M 42.99	41.32	x
5	EITEL M 42.88	x	x
6	BASTIEN T 35.61	42.80	42.33
7	BECKERS N 42.29	x	42.38
8	HUBER A x	39.49	42.26
9	DESTER D 40.70	40.60	40.94

Triathlon

1500m - (Gundersen Start)

Start Time: 16:40

Rank	Name	Club	Nat	Date of Birth	Order	Result	Points (Points)
1	NEUGEBAUER Leo	VfB Stuttgart 1893	GER	19 JUN 2000	1	4:38.10	692 PB (2540)
2	EITEL Manuel	SSV Ulm 1846	GER	28 JAN 1997	2	5:03.19	
3	HUBER Andrin		SUI	27 JUN 2004	4	5:04.18	
4	KAUL Niklas	USC Mainz	GER	11 FEB 1998	9	5:13.83	
5	MEYER Marcel	Hannover 96	GER	1 JAN 2001	7	5:21.08	
6	DESTER Dario		ITA	22 JUL 2000	8	5:27.31	
7	BECKERS Nico	Track&Field Tigers	GER	3 MAR 1994	6	5:39.39	
8	de CARVALHO Kelmen	LG Steinlach-Zollern	GER	24 NOV 2002	3	5:47.22	
9	BASTIEN Teo		FRA	3 OCT 2002	5	5:49.23	

Intermediate times::	400m	1:11.88	NEUGEBAUER Leo (GER)
	800m	2:30.02	NEUGEBAUER Leo (GER)
	1200m	3:45.26	NEUGEBAUER Leo (GER)

Note: The race was started as the Gundersen method. Therefore, the results cannot be used for stats or ranking lists (only NEUGEBAUER Leo started with the starting pulse).

Legend

PB Personal Best

SB Season Best

Internet: www.istaf.de

Page 2 of 2

printed at SUN 1 SEP 2024 18:06

